

Course Guide



Welcome to Gungahlin Lakes Golf Club

Local Rules, Guidance Statements, Code of Conduct, Members Handbook and GLGC By-Laws are available on the GLGC MiClub site via the path:

↳ Members Home

↳ Governance



Huge Selection of Golf Equipment
Golf Equipment Repairs
Gift Vouchers
Club and Cart Hire
Driving Range
Corporate Golf Events
Indoor Golf Simulator
Club Fitting Studio

Golf Lessons with PGA Professionals
Simon Houston Gary Dowling





Weather Risk Warning - Any time there is lightning activity there is a significant risk of being struck by lightning on a golf course. It is the player's responsibility to check weather forecasts and to ensure their own safety with regard to lightning before commencing play on the golf course. It is a condition of entry to this course that the player acknowledges not to rely on Gungahlin Lakes Golf Club (GLGC) to ensure their safety from lightning.



Monitoring of Weather Conditions - Where possible, players will be warned by the Club Pro Shop Duty Manager before play about the potential for lightning/severe weather occurring on the golf course during the day and the potential requirement to evacuate to a safe area. Once it is known that lightning and/or severe weather is travelling towards the golf course and surrounds, no members will be permitted access to the course until it has been deemed safe.



Closure of Course

The following signals will be used:

- A suspension for a dangerous situation will be signalled by one prolonged air-horn note.
- All other types of suspension will be signalled by three consecutive air-horn notes.
- Resumption of play will be signalled by two short air-horn notes.
- Signals will be repeated



Players hearing the siren are to:

- Mark the position of their ball
- Return to the Club House, where practical, and await advice on continuation of play.

The 30/30 Rule is a mandatory requirement at GLGC. By the time the flash (lightning)-to-bang (thunder) count is 30 seconds, players should be in a safe location in the Clubhouse, and should not resume any outdoor activity until 30 minutes after the last thunder clap is heard.



Course Guide by Ritchie Golf
www.ritchiegolf.co.nz

EVENT		DATE						RESULT						
PLAYER 1		DAILY HCAP		G. LINK NO.				GROSS						
PLAYER 2		DAILY HCAP		G. LINK NO.				HANDICAP						
		MEN			PLAYERS			PAR	MARKERS			WOMEN		
HOLE	BLUE (73)	WHITE (71)	YELLOW (64)	STROKE INDEX	PLAYER 1	PLAYER 2	RESULT		MARKER 1	MARKER 2	RESULT	STROKE INDEX	YELLOW (69)	RED (73)
R. 1	360	350	252	8/27				4			11	252	309	
2	304	265	176	13/28				4			14	176	255	
3	190	157	134	2/33				3			15	134	138	
H. 4	326	303	223	10/25				4			9	223	277	
5	165	146	81	11/32				3			17	81	126	
6	493	469	377	7/22				5			4	377	439	
R. 7	417	390	299	3/21				4			7	299	366	
8	503	465	377	14/29				5			5	377	454	
9	314	299	216	18/36				4			16	216	279	
OUT	3072	2844	2135					36				2135	2643	
<p>Players should not play until the players in front are out of range. All Players must carry a sand bucket. Please repair all divots and plug marks.</p>														
R. 10	322	304	260	4/26				4			3	260	278	
11	192	166	145	9/35				3			18	145	155	
12	385	365	263	6/24				4			8	263	345	
H. 13	454	425	346	12/23				5			2	346	408	
H. 14	276	259	80	17/31				4	3*		13	80	259	
15	355	330	258	15/30				4			10	258	321	
16	511	495	280	5/19				5			1	280	471	
17	135	135	104	16/34				3			12	104	119	
18	417	391	282	1/20				4			6	282	349	
IN	3047	2870	2018					3635				2018	2705	
OUT	3072	2844	2135					3636				2135	2643	
TOT	6119	5714	4153					7271				4153	5348	
SLOPE	137	127	108									117	142	
Players Signature:								Markers Signature:						

1

● 360 ○ 350 ● 309 ● 252

Par 4

Green depth = 36
Front -18 / Back +18



A straight drive will set you up for a good approach shot to a long green. Be careful of being too long or right off the tee as the trees readily come into play. The front bunker captures any shots that stray left.

3

● 190 ○ 157 ● 138 ● 134

Par 3

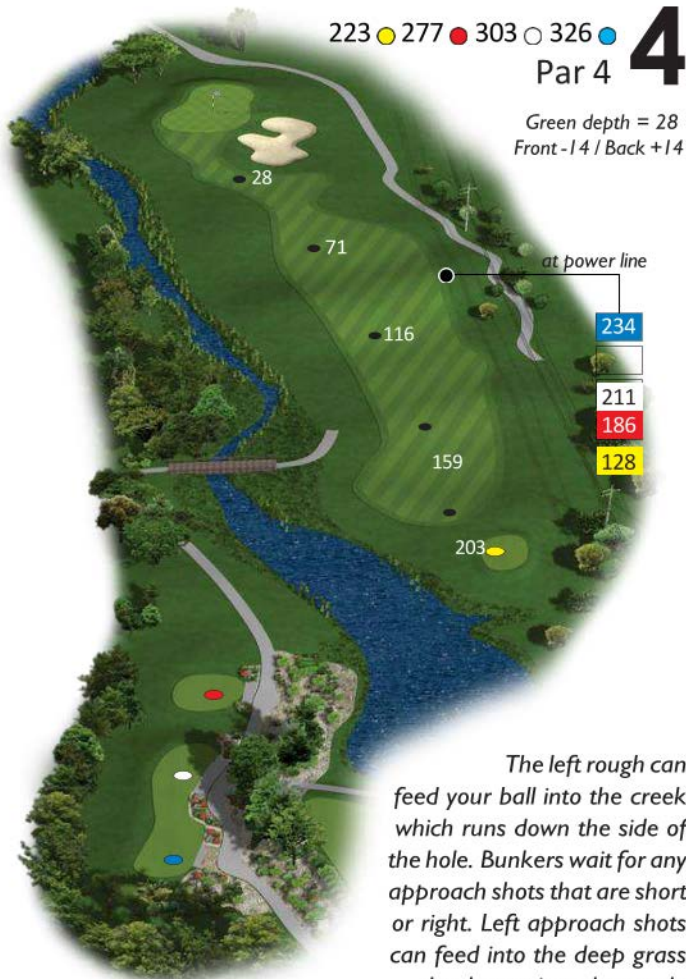
Green depth = 34
Front -17 / Back +17



A shot right of the front bunker can see the ball kick into the pond. The left bunker and trussed grass provide challenging shots to hold the green. Don't be long - there is a hidden bunker right and over the green into the water.

223 ● 277 ● 303 ○ 326 ● **4**
Par 4

Green depth = 28
Front -14 / Back +14



The left rough can feed your ball into the creek which runs down the side of the hole. Bunkers wait for any approach shots that are short or right. Left approach shots can feed into the deep grass bunker or into the creek.

5

● 165 ○ 146 ● 126 ● 81

Par 3



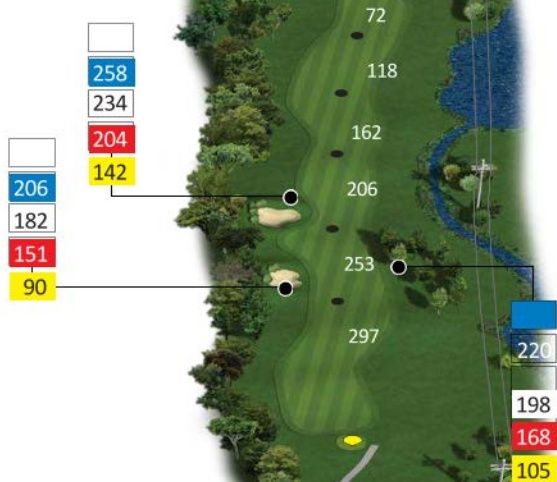
Wind plays a large part where a short shot can catch the creek. A right shot can be blown into a grass bunker or onto the slope that feeds into the creek. The left side bunker is frequently visited.

6

● 493 ○ 469 ● 439 ● 377

Par 5

Green depth = 30
Front -15 / Back +15




The right rough pushes errant shots towards the creek making accurate shot making a must. Large green side bunkers and grass bowls readily capture any ball that falls even slightly short, left or right.

7

● 417 ○ 390 ● 366 ● 299

Par 4

Green depth = 38
Front -19 / Back +19




This long par 4 requires a straight drive to avoid the bunkers on the left and the right slope which feeds into the pond. Your approach shot can take advantage of the slope on the left to run onto the green.



8

● 503 ○ 465 ● 454 ● 377

Par 5



Green depth = 26
Front -13 / Back +13

Drive down the middle to avoid the bunkers on the left and the rough on the right which push your ball into the trees. The narrow green, which slopes from right to left, is protected by bunkers on both sides.

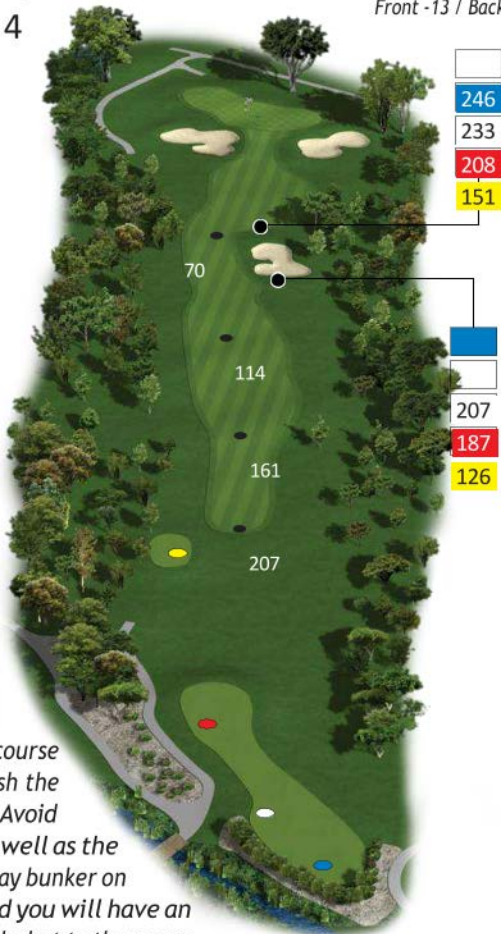


9

● 314 ○ 299 ● 279 ● 216

Par 4

Green depth = 26
Front -13 / Back +13



This is the easiest rated hole on the course but can punish the complacent. Avoid the trees as well as the hidden fairway bunker on the right and you will have an easy approach shot to the green.

10

● 322 ○ 304 ● 278 ● 260

Par 4

Green depth = 32
Front -16 / Back +16



An accurate tee shot is needed here with trees and out of bounds on the left, water on the right and a centre fairway bunker. The left side of the fairway will require a right to left shot into the green to avoid overhanging branches.

11

● 192 ○ 166 ● 155 ● 145

Par 3

Green depth = 36
Front -20 / Back +20



A long Par 3 over a creek onto a large two-tiered green. Avoid the green side bunker on the left, with the grass bunker on the right a popular bailout. A par will be well earned if the pin is at the back.

12

● 385 ○ 365 ● 345 ● 263
Par 4

Green depth = 40
Front -20 / Back +20



A dogleg right where a drive to the corner will give you around 150 metres to the green, any shorter and you may be blocked by trees. The back of the green runs into the pond.

13

● 454 ○ 425 ● 408 ● 346

Par 5

Green depth = 32
Front -16 / Back +16



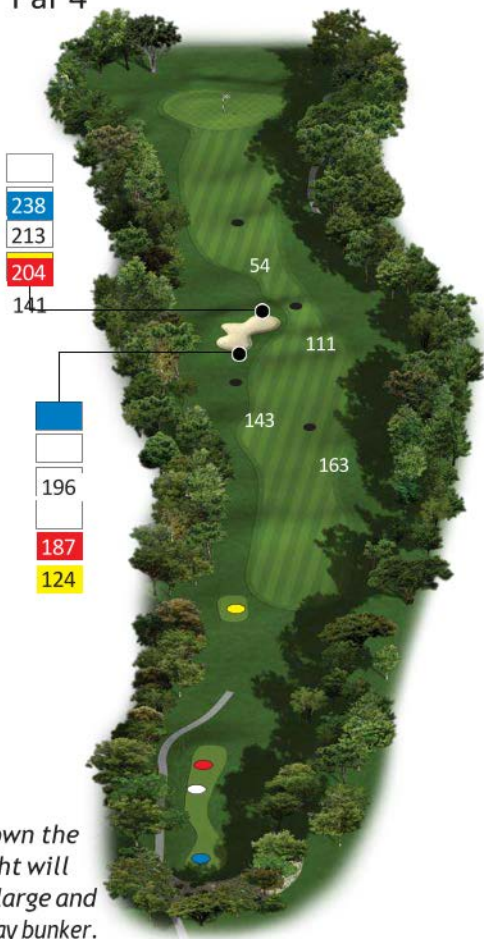
Be wary of the pond that curves from the bridge back towards the 12th green. Past the pond the right trees can block your approach shot to the two-tiered green.

15

● 355 ○ 330 ● 321 ● 258

Par 4

Green depth = 26
Front -13 / Back +13



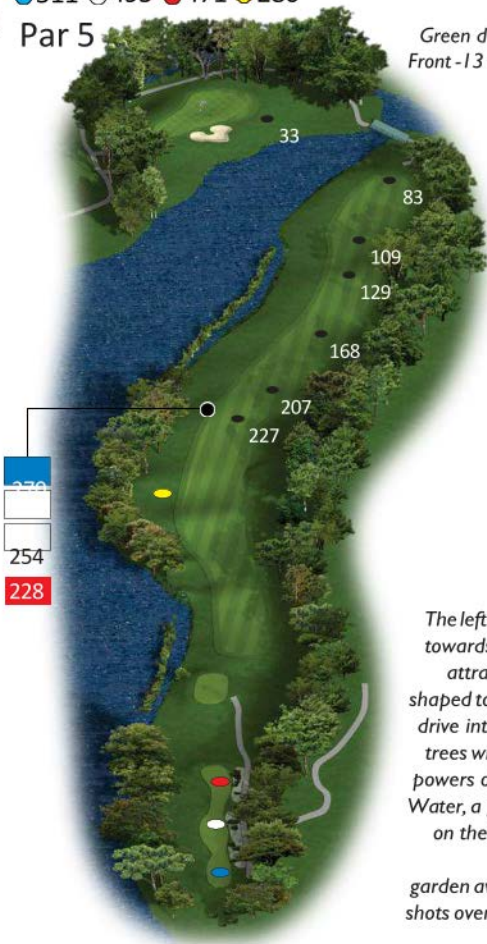
*A drive down the
centre right will
avoid the large and
deep fairway bunker.*

16

● 511 ○ 495 ● 471 ● 280

Par 5

Green depth = 26
Front -13 / Back +13



The left side slopes towards the water attracting shots shaped to the left. A drive into the right trees will test your powers of recovery. Water, a grass bowl on the left and a gnarly garden await errant shots over the green.

17

● 135 ○ 135 ● 119 ● 104
Par 3

Green depth = 26
Front -13 / Back +13

Left tees

121
106
91

Right tees

127
120
119

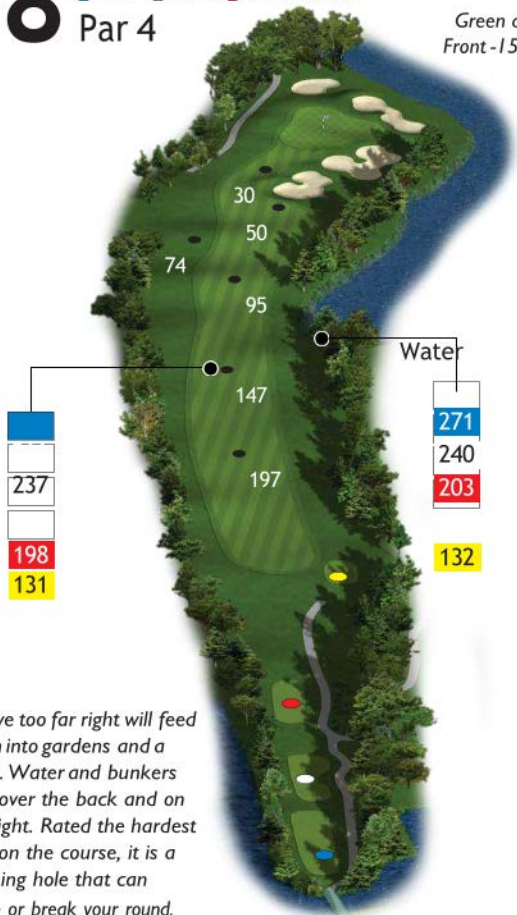
Wind direction can vary widely on this short par 3 ensuring any shot that is not hit 'just right' will be captured by the bunkers that surround the green.

18

●417 ○391 ●349 ●282

Par 4

Green depth = 30
Front -15 / Back +15



A drive too far right will feed down into gardens and a pond. Water and bunkers wait over the back and on the right. Rated the hardest hole on the course, it is a finishing hole that can make or break your round.



Cnr Gundaroo and Gungahlin Drives, Nicholls, ACT 2913

Phone: + 61 2 6242 6283

Fax: + 61 2 6242 9437

Email: info@gungahlinlakes.com



AINSLIEGROUP.COM.AU